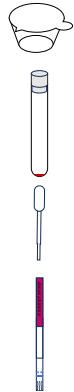


Instastrip Fentanyl **Quick Instruction**

Contents

- Urine cup
- Test tube
- Dropper
- Test strip
(sealed in the pouch)
- Tube stand
(opening inside the box)

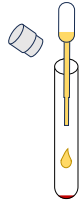


Scan to see an
instructional video



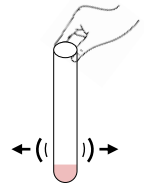
① Collect urine

- Collect urine in the provided urine cup



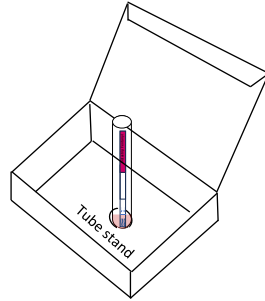
② Add 6 drops

- Pull off the test tube cap
- Use the dropper to add 6 drops of urine to the tube bottom
- Discard the dropper



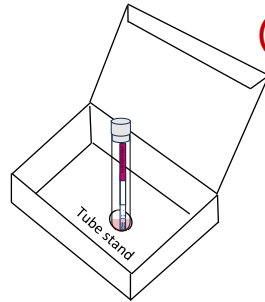
③ Shake 20 seconds

- Gently shake the tube 20 seconds, until the red pellet at the tube bottom disappear
- Sample turns pink



④ Put strip in tube

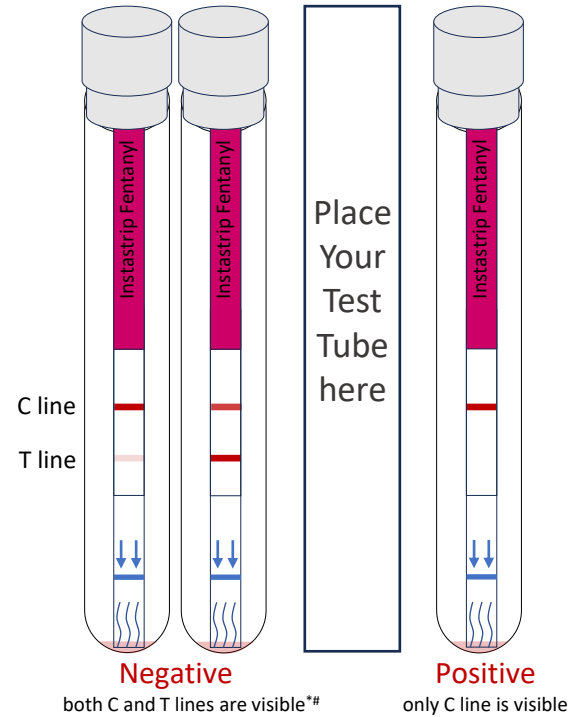
- place the tube in the tube stand in the box
- Take the strip out of the pouch
- Put the strip into the tube, arrows facing down, red label facing up



⑤ Wait 5 minutes

- Cap the tube and wait 5 minutes

Place the tube in the space on the next page to compare results side by side



*result is negative even when T line color is faint

#result is invalid if C line is not visible