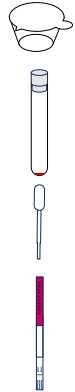


Instastrip Fentanyl **Quick Instruction**

Contents

- Urine cup
- Test tube
- Dropper
- Test strip
(sealed in the pouch)
- Tube stand
(opening inside the box)



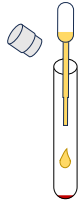
Scan to see an instructional video



① Collect urine

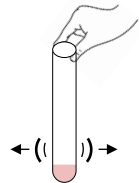
- Collect urine in the provided urine cup

② Add 6 drops

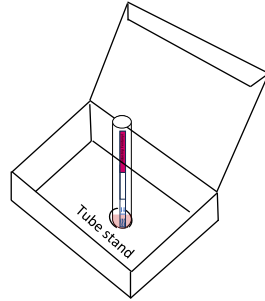


- Pull off the test tube cap
- Use the dropper to add 6 drops of urine to the tube bottom
- Discard the dropper

③ Shake 20 seconds

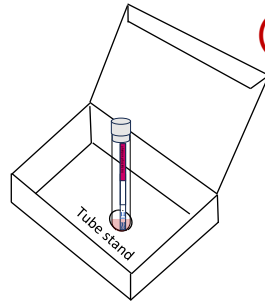


- Gently shake the tube 20 seconds, until the red pellet at the tube bottom disappear
- Sample turns pink



④ Put strip in tube

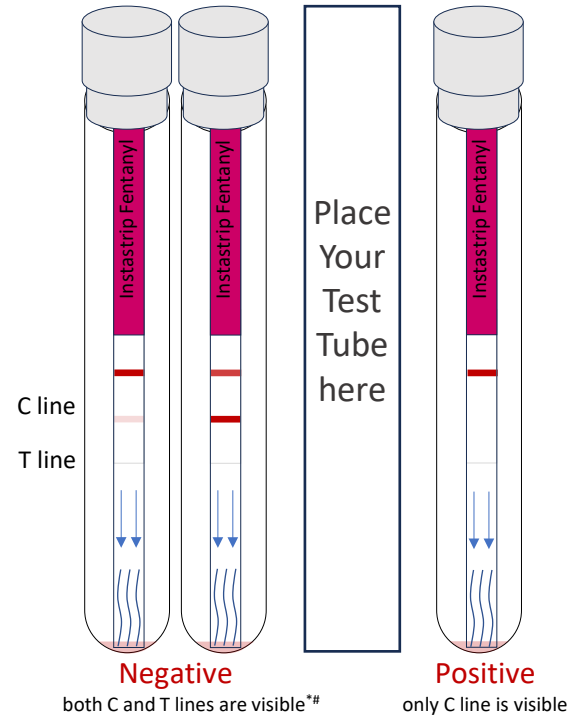
- place the tube in the tube stand in the box
- Take the strip out of the pouch
- Put the strip into the tube, arrows facing down, red label facing up



⑤ Wait 5 minutes

- Cap the tube and wait 5 minutes

Place the tube in the space on the next page to compare results side by side



*result is negative even when T line color is faint
#result is invalid if C line is not visible